

Welcome to TimesPeople  
What's this?

TimesPeople Lets You Share and Discover the Best of NYTimes.com

10:43 AM

Log In or Register  
No, thanks

HOME PAGE TODAY'S PAPER VIDEO MOST POPULAR TIMES TOPICS

Get Home Delivery Log In Register Now

The New York Times

# Business Computing

Search All NYTimes.com

WORLD U.S. N.Y. / REGION BUSINESS TECHNOLOGY SCIENCE HEALTH SPORTS OPINION ARTS STYLE TRAVEL JOBS REAL ESTATE AUTOS

Search Technology

Inside Technology

Bits  
Blog »

Personal Tech »

Cellphones, Cameras, Computers and more

Internet Start-Ups Business Computing Companies

Excellent 750-840
Good 660-749
Fair 520-659
Poor 340-519
I Don't Know ???


What is your credit score?  
See your score in seconds!

[Click Here to find out!](#)

Advertise on NYTimes.com

## Data Analysts Captivated by R's Power

More Articles in Technology »



Stuart Isett for The New York Times

R first appeared in 1996, when the statistics professors Robert Gentleman, left, and Ross Ihaka released the code as a free software package.

By ASHLEE VANCE  
Published: January 6, 2009

To some people R is just the 18th letter of the alphabet. To others, it's the rating on racy movies, a measure of an attic's insulation or what pirates in movies say.

### Related

- Bits: R You Ready for R?
- The R Project for Statistical Computing

R is also the name of a popular programming language used by a growing number of data analysts inside corporations and academia. It is becoming their lingua franca partly because data mining has entered a golden age, whether being used to set ad prices, find new drugs more quickly or fine-tune financial models. Companies as diverse as [Google](#), [Pfizer](#), [Merck](#), [Bank of America](#), the InterContinental Hotels Group and Shell use it.

But R has also quickly found a following because statisticians, engineers and scientists without computer programming skills find it easy to use.

"R is really important to the point that it's hard to overvalue it," said Daryl Pregibon, a

SIGN IN TO E-MAIL

PRINT

REPRINTS

SHARE

ARTICLE TOOLS  
SPONSORED BY



The New York Times and LinkedIn have teamed up to give you customized industry news. Automatically.

Hoboken, NJ Schools

I graduated in... (Select School) ▼

Members : 1504

A.J. DeMarest Junior High School  
Members : 604

Stevens Academy  
Members : 582

Brandt Middle School

classmates.com

Advertise on NYTimes.com

### Breaking News Alerts by E-Mail

Sign up to be notified when important news breaks.

[Privacy Policy](#)

### Subscribe to Technology RSS Feeds

- |                        |                      |
|------------------------|----------------------|
| <b>Technology News</b> | <b>Bits Blog</b>     |
| Internet               | Start-Ups            |
| Business               | Companies            |
| Computing              | <b>Personal Tech</b> |
|                        | <b>Pogue's Posts</b> |

### MOST POPULAR - TECHNOLOGY

E-MAILED BLOGGED

1. [Bringing the Internet to Remote African Villages](#)

research scientist at Google, which uses the software widely. “It allows statisticians to do very intricate and complicated analyses without knowing the blood and guts of computing systems.”

It is also free. R is an open-source program, and its popularity reflects a shift in the type of software used inside corporations. Open-source software is free for anyone to use and modify. [I.B.M.](#), [Hewlett-Packard](#) and [Dell](#) make billions of dollars a year selling servers that run the open-source Linux operating system, which competes with Windows from [Microsoft](#). Most Web sites are displayed using an open-source application called [Apache](#), and companies increasingly rely on the open-source MySQL database to store their critical information. Many people view the end results of all this technology via the Firefox Web browser, also open-source software.

R is similar to other programming languages, like C, Java and Perl, in that it helps people perform a wide variety of computing tasks by giving them access to various commands. For statisticians, however, R is particularly useful because it contains a number of built-in mechanisms for organizing data, running calculations on the information and creating graphical representations of data sets.

Some people familiar with R describe it as a supercharged version of Microsoft’s Excel spreadsheet software that can help illuminate data trends more clearly than is possible by entering information into rows and columns.

What makes R so useful — and helps explain its quick acceptance — is that statisticians, engineers and scientists can improve the software’s code or write variations for specific tasks. Packages written for R add advanced algorithms, colored and textured graphs and mining techniques to dig deeper into databases.

Close to 1,600 different packages reside on just one of the many Web sites devoted to R, and the number of packages has grown exponentially. One package, called BiodiversityR, offers a graphical interface aimed at making calculations of environmental trends easier.

Another package, called Emu, analyzes speech patterns, while GenABEL is used to study the human genome.

The financial services community has demonstrated a particular affinity for R; dozens of packages exist for derivatives analysis alone.

“The great beauty of R is that you can modify it to do all sorts of things,” said Hal Varian, chief economist at Google. “And you have a lot of prepackaged stuff that’s already available, so you’re standing on the shoulders of giants.”

R first appeared in 1996, when the statistics professors Ross Ihaka and Robert Gentleman of the University of Auckland in New Zealand released the code as a free software package.

According to them, the notion of devising something like R sprang up during a hallway conversation. They both wanted technology better suited for their statistics students, who needed to analyze data and produce graphical models of the information. Most comparable software had been designed by computer scientists and proved hard to use.

Lacking deep computer science training, the professors considered their coding efforts more of an academic game than anything else. Nonetheless, starting in about 1991, they worked on R full time. “We were pretty much inseparable for five or six years,” Mr. Gentleman said. “One person would do the typing and one person would do the thinking.”

2. [Angels Flee From Tech Start-Ups](#)
3. [A Tech Mogul’s Green Thumb](#)
4. [Link By Link: Some Fear Google’s Power in Digital Books](#)
5. [How to Friend Mom, Dad, and the Boss on Facebook...Safely](#)
6. [Basics: On Networking Sites, Learning How Not to Share](#)
7. [State of the Art: Awash in a Stream of Movies](#)
8. [Bits: Google Executives Face Jail Time for Italian Video](#)
9. [Drilling Down: Nintendo Wins the Graying Gamers](#)
10. [Bits: A Newspaper? On a PC? That’s Crazy Talk](#)

[Go to Complete List »](#)

**The New York Times**
**VIDEO**  
[nytimes.com/video](http://nytimes.com/video)




**A conversation with John Updike**

Also in Video:

- [David Pogue on Netflix](#)
- [Eggs in purgatory](#)
- [Braddock rises from the ashes](#)

#### ADVERTISEMENTS



**THE WATCH AVENUE** An amazing 3D immersion in the world of watchmaking.

Get your copy of the January 21 inauguration issue.

[CLICK HERE >](#)
The New York Times  
**nytstore.com**

[Advertise on NYTimes.com](#)

WINNIG.

Some statisticians who took an early look at the software considered it rough around the edges. But despite its shortcomings, R immediately gained a following with people who saw the possibilities in customizing the free software.

John M. Chambers, a former Bell Labs researcher who is now a consulting professor of statistics at [Stanford University](#), was an early champion. At Bell Labs, Mr. Chambers had helped develop S, another statistics software project, which was meant to give researchers of all stripes an accessible data analysis tool. It was, however, not an open-source project.

The software failed to generate broad interest and ultimately the rights to S ended up in the hands of Tibco Software. Now R is surpassing what Mr. Chambers had imagined possible with S.

“The diversity and excitement around what all of these people are doing is great,” Mr. Chambers said.

While it is difficult to calculate exactly how many people use R, those most familiar with the software estimate that close to 250,000 people work with it regularly. The popularity of R at universities could threaten SAS Institute, the privately held business software company that specializes in data analysis software. SAS, with more than \$2 billion in annual revenue, has been the preferred tool of scholars and corporate managers.

“R has really become the second language for people coming out of grad school now, and there’s an amazing amount of code being written for it,” said Max Kuhn, associate director of nonclinical statistics at Pfizer. “You can look on the SAS message boards and see there is a proportional downturn in traffic.”

SAS says it has noticed R’s rising popularity at universities, despite educational discounts on its own software, but it dismisses the technology as being of interest to a limited set of people working on very hard tasks.

“I think it addresses a niche market for high-end data analysts that want free, readily available code,” said Anne H. Milley, director of technology product marketing at SAS. She adds, “We have customers who build engines for aircraft. I am happy they are not using freeware when I get on a jet.”

But while SAS plays down R’s corporate appeal, companies like Google and Pfizer say they use the software for just about anything they can. Google, for example, taps R for help understanding trends in ad pricing and for illuminating patterns in the search data it collects. Pfizer has created customized packages for R to let its scientists manipulate their own data during nonclinical drug studies rather than send the information off to a statistician.

The co-creators of R express satisfaction that such companies profit from the fruits of their labor and that of hundreds of volunteers.

Mr. Ihaka continues to teach statistics at the University of Auckland and wants to create more advanced software. Mr. Gentleman is applying R-based software, called Bioconductor, in work he is doing on computational biology at the Fred Hutchinson Cancer Research Center in Seattle.

“R is a real demonstration of the power of collaboration, and I don’t think you could construct something like this any other way,” Mr. Ihaka said. “We could have chosen to be commercial, and we would have sold five copies of the software.”

Ads by Google

[what's this?](#)

**Full Business T1 - \$299**

30-Day Install Guarantee 877.701.82741st

Month Free & Equip.

[Megapath.Com/](#)

A version of this article appeared in print on January 7, 2009, on page B6 of the New York edition.

[More Articles in Technology »](#)

[Get home delivery of The Times- plus the historic Election Day and inauguration issues. Click here.](#)

Ads by Google

[what's this?](#)

**[Accenture and Master Data](#)**

Read how 162 CIO's assess biggest new challenges in data management  
[www.accenture.com/MasterData](http://www.accenture.com/MasterData)

**[R PMML Deployment Engine](#)**

SaaS cloud computing scoring engine Execute your predictive models now!  
[www.Zementis.com](http://www.Zementis.com)

**[Free White Paper](#)**

Geographic factors for data center site selection. Download offer now.  
[www.FortrustDataCenter.com](http://www.FortrustDataCenter.com)

**Related Articles**


**FROM THE NEW YORK TIMES**

[Data Analysts Are Mesmerized by the Power of Program R](#)  
(January 7, 2009)

**INSIDE NYTIMES.COM**



SCIENCE »



[A New Form of Boron Is Found](#)

N.Y. / REGION »



[His Stage, the Street; His Rapier, a Peeler](#)

POLITICS »



[Choice of Gregg Creates Its Own Political Game](#)

OPINION »

**Bloggingheads: Israel and Syria**  
A discussion of Syria's centrality to Mideast peace.

MUSIC »



[One Band Moves Its Metal Out of Iraq](#)

OPINION »



[Proof: Caught in a Downpour](#)